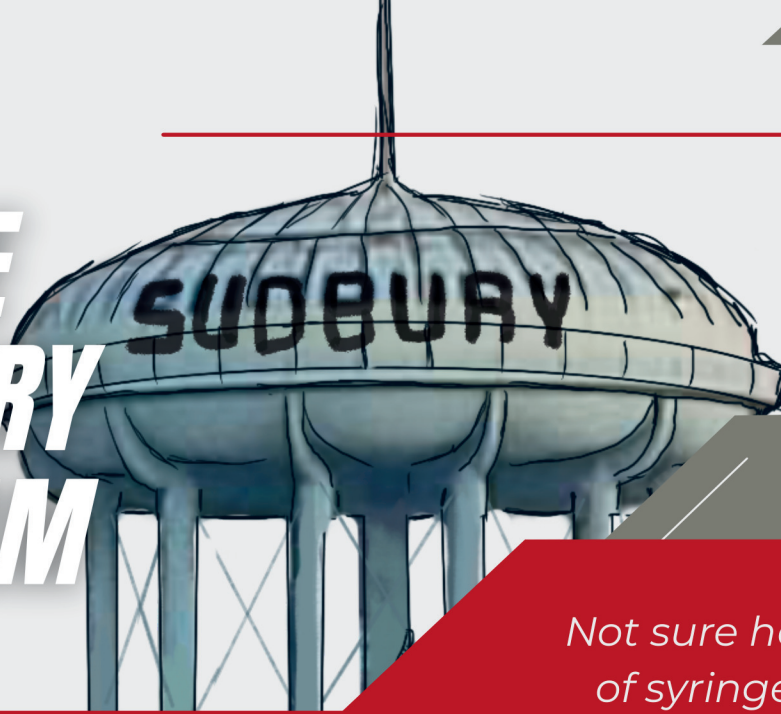


# SYRINGE RECOVERY PROGRAM



Not sure how to dispose  
of syringes? See below



Réseau  
**ACCESS**  
Network

## SAFE DISPOSAL

### NEED ASSISTANCE?



**705-690-1939**  
or **311**




Pick Up Available  
Within The  
City of Greater  
Sudbury





SCAN ME


### How to Safely Pick Up a Discarded Syringe

**1**  When available prepare yourself with gloves, tongs or pliers, a hard plastic sealable container (pop bottle) or bio-bin, a marker and tape.

- Do not use glass containers as they can easily break.
- In an effort to not make direct contact with the needle when disposing of the syringe **do not** hold container.

**2**  • Keep the hard plastic bottle on the ground or surface.  
• Using tongs or pliers, or gloved hand pick up the syringe in the middle so that the sharp end is **pointing away from you**.  
• If a number of syringes are present move with a stick/tongs and pick up one at a time.  
• Place the needle-sharp end first into the container.

**3**  • Close the container tightly.  
• Seal with tape.  
• Mark with the word **SHARPS**.

**4**  Dispose of containers at one of the 14 sharps disposal bins (throughout the City of Greater Sudbury), The Point, or Réseau ACCESS Network.

- Do not place the container in the garbage or recycling bin
- You may call 311 for additional drop off locations